



ERECTING OF TRAYS FROM BLANK (CORRUGATED OR PAPERBOARD)



TRAY STYLE:



MAXIMUM SPEED:

Up to **25** trays/min

DIMENSIONS (W x L x H):

MAXIMUM TRAY SIZE:
300 x 400 x 100 mm

MINIMUM TRAY SIZE:

200 x 200 x 40 mm

VIKING MASEK CARTONERS

CFM

CFM-T

CLM

MFM

CAM


CAM - W

MACHINE


- ☐ Designed to erect trays
- ☐ Single head
- ☐ Tuck system, hot melt system or hot air system
- ☐ Carton material: blank (corrugated or paperboard)
- ☐ Easy format change-over
- ☐ Easy adjustment
- ☐ Accesibility, flexibility
- ☐ Rugged stainless steel design
- ☐ Compact and efficient

VIEWS

FRONT



TOP



SIDE

